



District Report Card: 2017


State: Haryana	District: Palwal
Class: 5	Subject: Language
Schools: 61	Students: 1353


Participation/Coverage


Students

<div>GENDER</div> <div></div>	Boys				Girls			
	Number		%		Number		%	
	612		45.23		741		54.77	

<div>AREA</div> <div></div>	Rural				Urban			
	Number		%		Number		%	
	1203		88.91		150		11.09	

<div>CATEGORY</div> <div></div>	SC		ST		OBC		GEN	
	Number	%	Number	%	Number	%	Number	%
	461	34.07	0	0.00	776	57.35	116	8.57

<div>CWSN</div> <div></div>	LD	VI	HI	S&LD	ID	Oth
	0	28	0	1	1	20

<div>Management</div> <div></div>	Government			Government-aided		
	Number		%	Number		%
	1353		100.00	0		0.00

Average Performance of Students in Language (%)

Overall	Gender		Area		Management		Social Group			
	Male	Female	Rural	Urban	Govt.	Aided	SC	ST	OBC	GEN
52.47	52.68	52.30	52.60	51.42	52.47	0.00	49.05	0.00	54.42	52.99

Performance on Learning Outcomes (LOs)

Learning Outcomes	Description	Average Performance(%)
L504	Reads and comprehends independently storybooks, news items/ headlines, advertisements etc.	47.64
L508	Reads text with comprehension, locates details and sequence of events	54.89

Range of Performance of Students who Answered Correctly							
Below 30%		30% - 50%		50% - 75%		Above 75%	
Number	%	Number	%	Number	%	Number	%
268	19.81	337	24.91	496	36.66	252	18.63

Lowest Performing Learning Outcomes (LOs)

- 1 - Reads and comprehends independently storybooks, news items/ headlines, advertisements etc. (47.64)
- 2 - Reads text with comprehension, locates details and sequence of events (54.89)